


EXIT CONTROL LOCKS

ECL-230X (Dead Bolt)

Exit Control Hardware

The ECL-230X is a code compliant, battery alarmed, rugged dead bolt, panic device with photo-luminescent sign providing maximum security and a 100 decibel alarm for secondary exits.



Benefits

- Attack resistant design for maximum holding force
- One size fits 36"-48" doors for code compliant acceptance
- Proven durability and reliability at a reasonable price
- For additional security with 4 locking points, specify ECL-230X-DX3
- Easy to install
- Reduces employee and customer theft
- Easy to see if the lights go out
- Straightforward operation that everyone understands
- Time tested construction resists attack from the inside

Features

- Dead bolt lock -1" throw with just over 3/4" engagement with the frame
- Accepts 5-pin through 7-pin standard and interchangeable core rim cylinders without using cylinder collar
- Saw resistant dead bolt
- Durable photo-luminescent sign absorbs light to then "glow in the dark" when lights are dimmed
- Corrosion resistant alloy lock body
- Locking and unlocking (dead bolt) always arms and disarms the alarm
- 100 decibel alarm, powered by 9-volt battery (included)
- Non-handed
- Surface/flush reversible strike
- For 9VDC hardwiring add BE-961-1 or BE-961-2
- Low profile meets International Building Code requirement allowing for 4" maximum projection off face of door
- Resetting the alarm can only be accomplished with a control key
- For 9VDC hardwiring add BE-961-1 or BE-961-2

Mechanical Options

- H - Hurricane Rated
- CL-SS - Cover Lock & Security Screws
- 01T - Trim Plate
- DDSK - Double Door Strike Kit
- Add hinge side protection with 3/4" frame engagement
- 01PP - Pull Plate
- BE-961 - Hardwired Conversion Kit, eliminates battery (sold separately)
- -DX1 - one hinge bolt for 4 locking points
- -DX2 - two hinge bolts for 5 locking points
- -DX3 - three hinge bolts for 6 locking points
- 03T - Trim Plate
- IP - Inside Pull
- 30 - Fits 30" wide door
- 03PP - Pull Plate
Note: Rim cylinder required for 03 Trims (sold separately)
- SN1 - Sex Nut Kit
- IC7R - Interchangeable core housing installed in Lock & or Trim
- RK - ECL-230D RetroFit Kit (Endcap plate & lock-body plate)
- English Push Plate Sign (Std.)
- IK7R - InstaKey Cylinder installed in Lock & or Trim
- RC - Rod Covers
- RWS - Spanish Sign
Other Languages available (call factory)
- RC65 - Rim Cylinder, Schlage "C" Keyway with 2 keys installed in Lock & or Trim
- BG - Bottom Bolt Guard
- CL - Cover Lock
- RC-BG - Rod Covers & Bottom Bolt Guard
- SS - Security Screws

Technical Information

- Door Types - Wood, Hollow Metal
- Double Door requirements:
 - (1) ECL-230X
 - (1) RC65
 - (1) DDSK
 - (1) DDH-2250 or
 - (2) ECL-230X
 - (2) RC65
 - (1) 90KR
- Door Thickness - Fits standard 1-3/4" - 2-1/4"
- Standard Device fits 36"-48" door
- Optional Device fits 30"-36" door
- Machine and Sheet Metal Screws (Std.)
- Optional Sex Nuts or Security Torx Screws Available

Detex Recommendations For Commercial Outswinging Doors

- Commercial Heavy duty door and frame, anchored to concrete wall & floor
 - Minimum 16 gauge door and frame, reinforced for multi-lock exit device
- Full length, heavy duty hinge (provided by installer)
- Full length, heavy gauge steel astragal (provided by installer)
- Detex H-ECL-230X-DX3-SN1 with flush strike install, code compliant alarmed panic device
 - Hurricane rated hardware provides superior fasteners and reinforced push pad that helps prevent break-in
 - Flush Strike Installation provides superior holding force with maximum bolt penetration into the frame (see install instructions)
 - DX3 - 3 hinge side bolts that protect against hinge attack
 - SN1 - Sex Nuts / through bolts provide superior installation
- Hardened / reinforced steel plate installed on interior door skin, prevents drilling through door (provided by installer)
- Burglar alarm contact placed on inside, bottom or low on the door, to trigger burglar alarm when door is pried / pried upward (inquire with burglar alarm company)



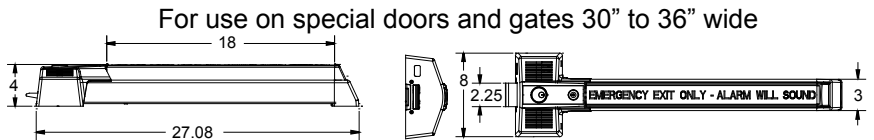
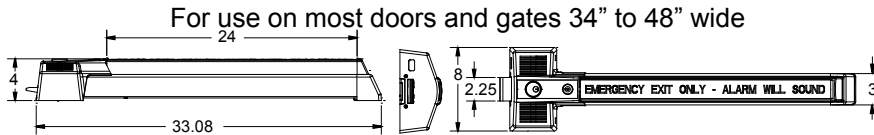
Push Side

Pull Side

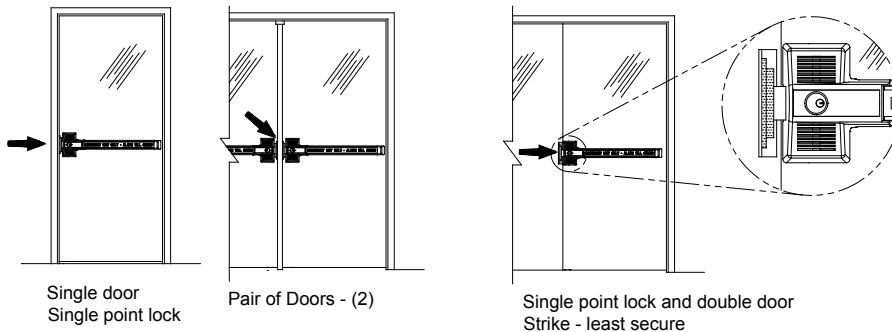
Note: Above recommendations are for a single door, but if used on a pair of doors, include a heavy gauge steel center

For more suggestions on Break-In Prevention, visit www.detex.com/lcopqanpeo

Dimensions



Riser Diagram



Single door
Single point lock

Pair of Doors - (2)

Single point lock and double door
Strike - least secure

Listings and Approvals



UL 305 Listed
Panic Hardware

UL1034-34 Temperature Section 34
[Temperature Range -31° F (-35° C) to
150° F (+66° C)]

UL 1034-54 Dust Section 54



Meets ADA Requirements



Meets NFPA 101 for Life Safety,
CA Title 19



ANSI/BHMA A156.3 Grade 2
requirements for all
Building Codes



California State Fire Marshall -
4140-0127-102

Meets International Building Code



Hurricane Listed (H)
Miami-Dade County, Florida
NOA 15-0603.15 EXP 11/28/18

Detex Limited Warranty

10 Year Mechanical / 3 Year Electrical
Limited Manufacturers Warranty

DETEX[®]
A Century of Security
1923-2023

Detex Corporation
302 Detex Drive
New Braunfels, Texas 78130-3045 USA
PH. (830) 629-2900
(800) 729-3839
FAX (800) 653-3839
<http://www.detex.com>
USA Sales:
marketing@detex.com
International Sales:
export@detex.com

Cancer & Reproductive Harm - www.detex.com/prop65